

Day 3 – Language Arts

1) Complete the Reading in context worksheet about “Joe” and “At a Party”. Fill in the blanks.

2) Read Dolch sight words

All students read/have read to them PrePrimer, Primer and 1<sup>st</sup> grade word lists.

Name \_\_\_\_\_

Skill: Context

Write the correct word on the line.

Joe . . .

1. lives in a \_\_\_\_\_.
2. eats with a \_\_\_\_\_.
3. drinks with a \_\_\_\_\_.
4. cuts with a \_\_\_\_\_.


cup	house
fork	knife



At a party we . . .

5. \_\_\_\_\_ cake.
6. \_\_\_\_\_ hats.
7. \_\_\_\_\_ candl
8. \_\_\_\_\_ prese

eat	blow
give	wear



### Dolch Pre-Primer Sight Words

40 words

a	I	run
and	In	said
away	Is	see
big	it	the
blue	jump	three
can	little	to
come	look	two
down	make	up
find	me	we
for	my	where
funny	not	yellow
go	one	you
help	play	
here	red	

## Dolch Primer Sight Vocabulary

all	into	that
am	like	there
are	must	they
at	new	this
ate	no	too
be	now	under
black	on	want
brown	our	was
but	out	well
came	please	went
did	pretty	what
do	ran	white
eat	ride	who
four	saw	will
get	say	with
good	she	yes
have	so	
he	soon	

Your child identifies all highlighted words.  
Thanks for your help in practicing at home.

Jill Perkins © 1998

Dolch Word List  
Primer

# Dolch First Grade Sight Vocabulary

after	has	over
again	her	put
an	him	round
any	his	some
ask	how	stop
as	just	take
by	know	thank
could	let	them
every	live	then
fly	may	think
from	of	walk
give	old	were
going	once	when
had	open	

Your child identifies all highlighted words.  
Thanks for your help in practicing at home.

Jill Perkins © 1998

Dolch Words  
First Grade List

Day 3 – Math

- 1) Complete sequencing worksheet. Write the number 1, 2, or 3 to sequence the story.
  
- 2) Fruit Math – How many of each picture do you see? Add them up and write the number in the box!



Name: \_\_\_\_\_

Date: \_\_\_\_\_

Time: \_\_\_\_\_ : \_\_\_\_\_

Write the number to sequence the story. (1, 2, 3)



She is sleeping.



She listens to a story after dinner.



Monica is having her dinner.




# Fruit Math


How many of each picture do you see? Add them up and write the number in the box!

10

2



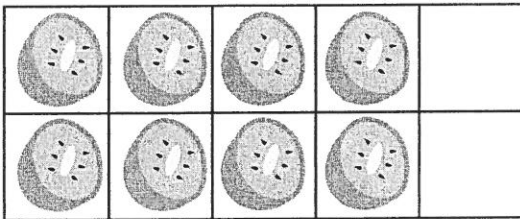
+



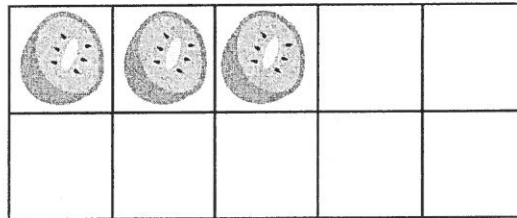
=

8

3



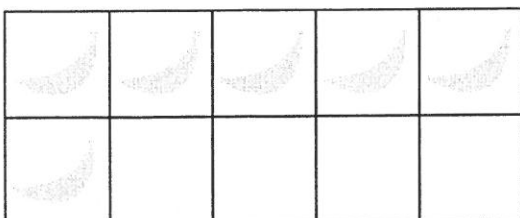
+



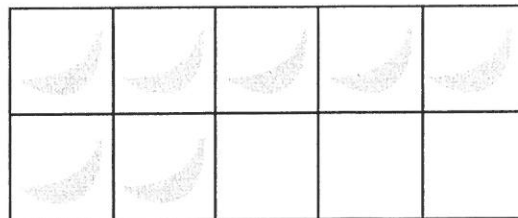
=

6

7



+



=

